





2024

RUBBER FLOOR CATALOG





MISSION

Our mission is to continue and sustain our existence together with our customers and suppliers design products which facilitate the human life, contribute to human health and entertain safety the children.

We strive to add value to our sector and country by continuous development and growing with an environmental awareness while meeting the expectations of employees, customers and investors.



NEW YORK
Vintage Co.
URBAN DENIM CITY
HAND CRAFT



VISION

We aim to become a global enterprise with worldwide renowned products, human resource investments, product and service quality and unconditional customer satisfaction.

OUR VALUES

**Reliability
Dynamism
Quality
Customer Orientation
Environmental
Impact**





INDEX

STYRENE BUTADIENE RUBBER

Rubber With Synthetic Grass **1**

Modular Rubber **2**

Tile Flex Rubber **5**

Puzzle Rubber **6**

Hexagonal Rubber **7**

Keystone Rubber **8**

Roll Rubber **10**

Block Rubber **11**

Ballistic & Stair Rubber **14**

Curb Rubber **16**

ETHYLENE PROPYLENE DIENE MONOEMER

Tile Rubber **18**

Puzzle Rubber **22**

Hexagonal Rubber **24** Roll Rubber **25**

SBR CAST-IN-PLACE RUBBER 26

EPDM CAST-IN-PLACE RUBBER 32

3D RUBBER WORLD 38

MULCH 42

ACRYLIC COURTS AND FIELDS 48

ACRYLIC JOGGING AND CYCLING 52

TRACKS OUR APPLICATIONS 54

TATAMI MATS 63

ACRYLIC COURTS AND FIELDS

ACRYLIC GROUP **64**

POLYURETHANE GROUP **66**

BINDER GROUP **67**

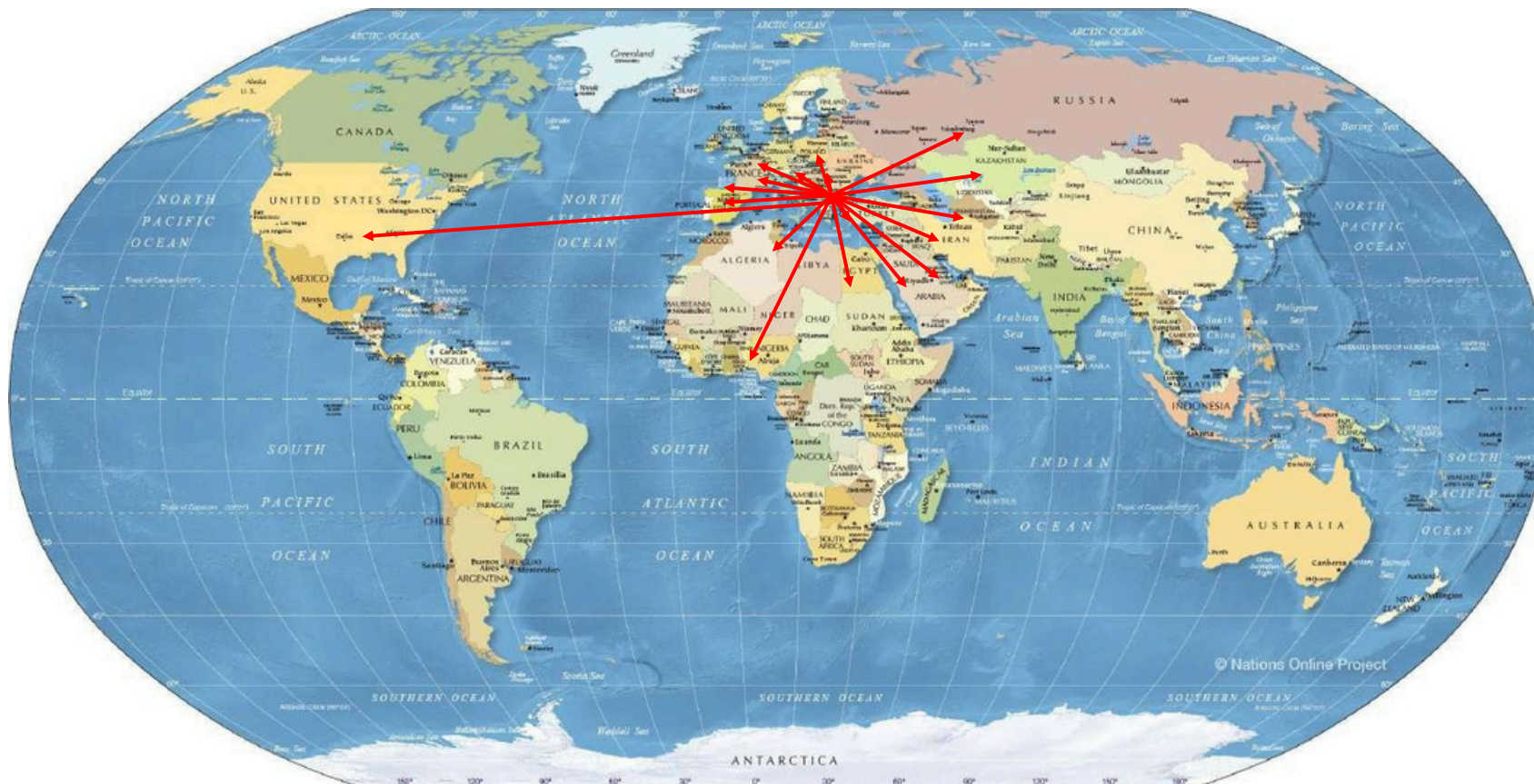
OUR FACTORIES **68**

OUR MOLDING ROOM **73**

CERTIFICATION **74**



We are all over the world

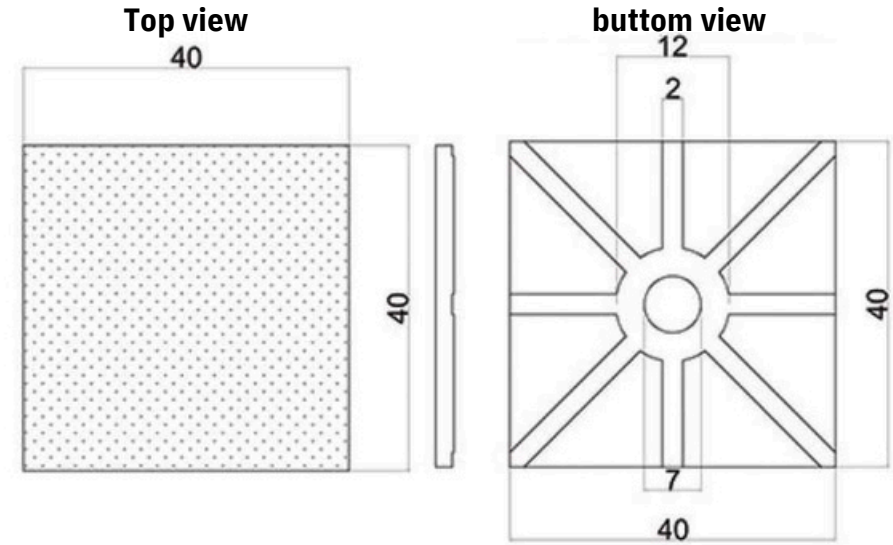




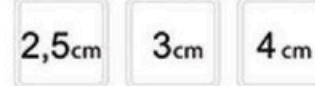
STYRENE BUTADIENE RUBBER

RUBBER WITH SYNTHETIC GRASS

Synthetic grass rubber is product providing natural and flexible ground for the consumers on playgrounds for children; recreation and sportfields; terrace and artificial places required to have a natural view.



Kalınlık Seçenekleri (cm) - Thickness (cm)



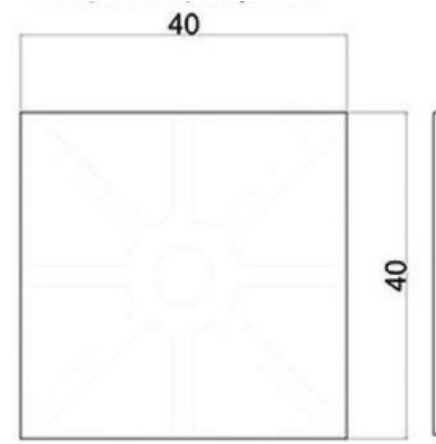
50x50 cm Sentetik Çimli Kauçuk/Rubber With Synthetic Grass			
Kalınlık/Height	1 m ² Ağırlık/Weight	Ambalaj/Packing(Palet 100x100 cm)	1 m ² Adet/Piece
25 mm	20,3+1,7 kg	50m ² (1100kg)+Palet (20kg)	4
30 mm(Oluşlu-Flex)	22,3+1,7 kg	45m ² (1080kg)+Palet (20kg)	4
30 mm	24,5+1,7 kg	45m ² (1179kg)+Palet (20kg)	4
40 mm(Oluşlu-Flex)	23,7+1,7 kg	40m ² (1016kg)+Palet (20kg)	4
40 mm	34,3+1,7 kg	35m ² (1080kg)+Palet (20kg)	4

STYRENE BUTADIENE RUBBER

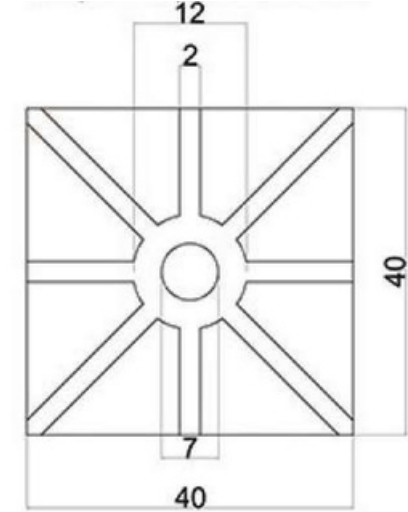
MODULAR RUBBER

SBR (Styrene Butadiene Rubber) Synthetic rubber with wide application area manufactured from recycled products/raw materials. We are also offering 3 different color options for SBR products. The product comes with options of thickness between 2 cm to 5 cm and shapes of tile, hexagon, puzzle and keystone.

Top view



bottom view



Renk Seçenekleri-Color options



Kalınlık Seçenekleri (cm) - Thickness (cm)





40x40 cm SBR			
Kalınlık/Height	1 m ² Ağırlık/Weight	Ambalaj/Packing (80x120 cm)	1 m ² Adet/Piece
20 mm	16,875	65,28	6,25
25 mm	22,187	49,92	6,25
30 mm	25,95	45,12	6,25
40 mm	33,75	35	6,25
50 mm	44,375	30	6,25


50x50 cm SBR			
Kalınlık/Height	1 m ² Ağırlık/Weight	Ambalaj/Packing (100x100 cm)	1 m ² Adet/Piece
20 mm	18,2	60	4
25 mm	22,2	50	4
30 mm	26,2	50	4
40 mm	36,4	35	4
50 mm	44,8	30	4



STYRENE BUTADIENE RUBBER



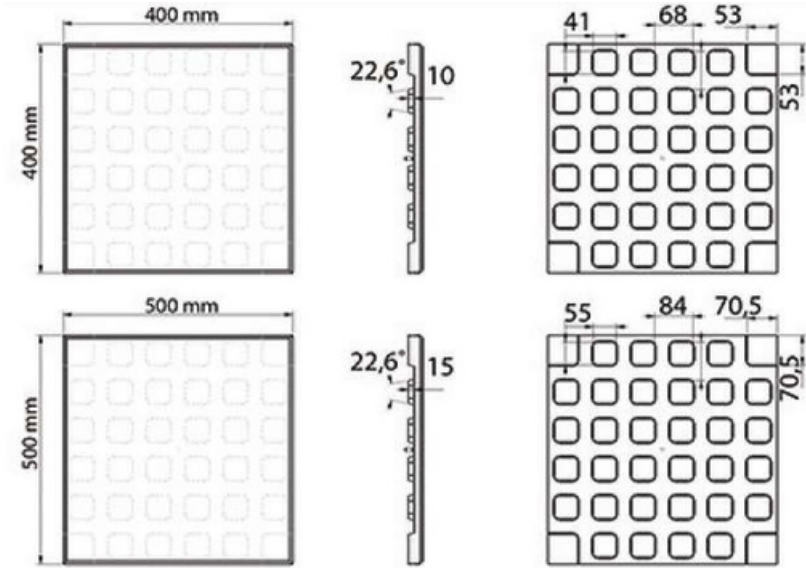
STYRENE BUTADIENE RUBBER



STYRENE BUTADIENE RUBBER

TILE FLEX RUBBER

Tile flex rubber is more flexible than tile rubber. The products comes with options of width 40x40 or 50x50 including 3 different color options.



Renk Seçenekleri-Color options Kalınlık Seçenekleri (cm) - Thickness (cm)


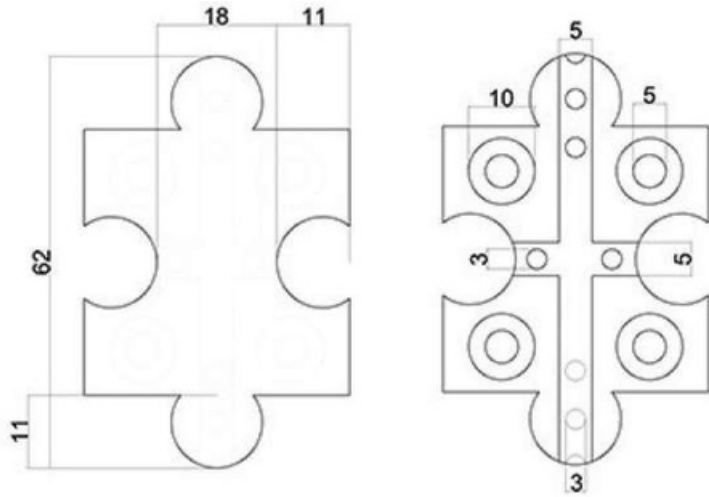


40x40 cm SBR			
Kalınlık/Height	1 m ² Ağırlık/Weight	Ambalaj/Packing (80x120 cm)	1 m ² Adet/Piece
25 mm	19,06	50	6,25
30 mm	22,18	45	6,25
40 mm	31,87	35	6,25
50 mm	38,125	30	6,25

50x50 cm SBR			
Kalınlık/Height	1 m ² Ağırlık/Weight	Ambalaj/Packing (100x100 cm)	1 m ² Adet/Piece
40 mm	25	40	4
50 mm	32,8	35	4

STYRENE BUTADIENE RUBBER

PUZZLE RUBBER



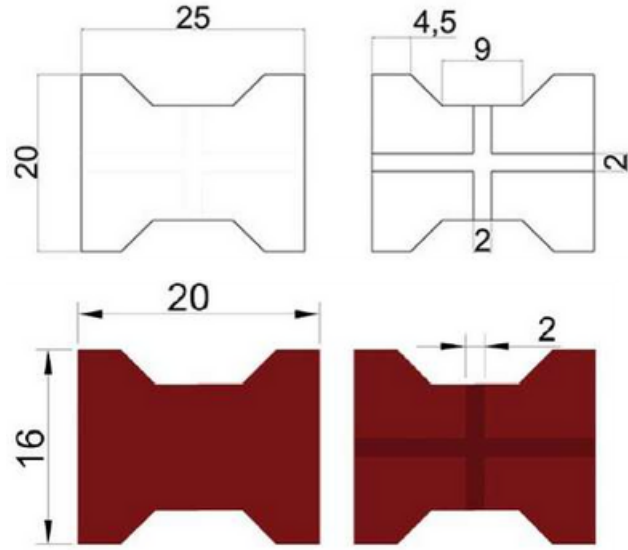
Renk Seçenekleri-Color options Kalınlık Seçenekleri (cm) - Thickness (cm)

2,5cm
3 cm
4 cm
5 cm

40x40 cm SBR			
Kalınlık/Height	1 m ² Ağırlık/Weight	Ambalaj/Packing (80x120 cm)	1 m ² Adet/Piece
25 mm	22,5	35	6,25
30 mm	26,25	30	6,25
40 mm	33,75	25	6,25
50 mm	45	20	6,25

STYRENE BUTADIENE RUBBER

KEYSTONE RUBBER





Renk Seçenekleri-Color options Kalınlık Seçenekleri (cm) - Thickness (cm)



20x25 cm SBR			
Kalınlık/Height	1 m ² Ağırlık/Weight	Ambalaj/Packing (80x120 cm)	1 m ² Adet/Piece
20 mm	18,24	55	24
25 mm	26,25	54	24
30 mm	28,32	35	24
40 mm	38,4	30	24




STYRENE BUTADIENE RUBBER



STYRENE BUTADIENE RUBBER


BLOCK RUBBER



Renk Seçenekleri-Color options Kalınlık Seçenekleri (cm) - Thickness (cm)



2 cm
2,5cm
3cm
4 cm

50x100 cm SBR			
Kalınlık/Height	1 m ² Ağırlık/Weight	Ambalaj/Packing (100x100 cm)	1 m ² Adet/Piece
20 mm	18,2	65	2
25 mm	22	55	2
30 mm	26,2	50	2
40 mm	36,4	40	2



STYRENE BUTADIENE RUBBER

BLOCK RUBBER





Renk Seçenekleri-Color options Kalınlık Seçenekleri (cm) - Thickness (cm)



100x100 cm SBR			
Kalınlık/Height	1 m ² Ağırlık/Weight	Ambalaj/Packing (100x100 cm)	1 m ² Adet/Piece
20 mm	18,2	65	1
25 mm	22	55	1
30 mm	26,2	50	1
40 mm	36,4	40	1

STYRENE BUTADIENE RUBBER

BLOCK RUBBER



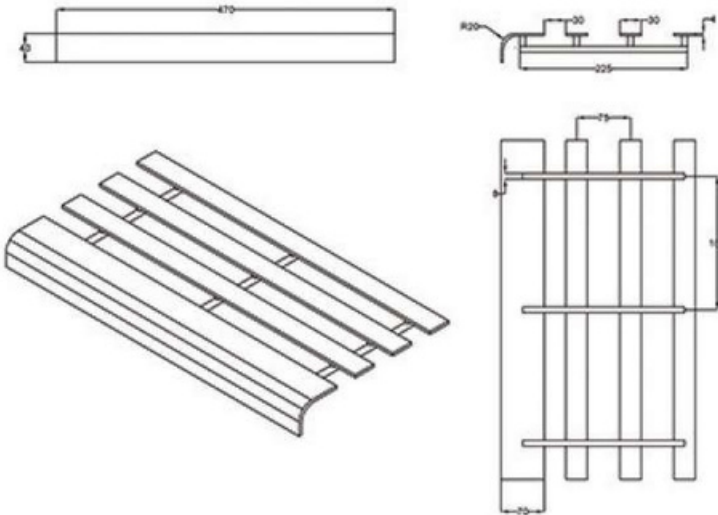
Renk Seçenekleri-Color options Kalınlık Seçenekleri (cm) - Thickness (cm)



100x100 cm SBR			
Kalınlık/Height	1 m ² Ağırlık/Weight	Ambalaj/Packing (100x100 cm)	1 m ² Adet/Piece
20 mm	18,2	65	1
25 mm	22	55	1
30 mm	26,2	50	1
40 mm	36,4	40	1

STYRENE BUTADIENE RUBBER

STAIR RUBBER



BALLISTIC RUBBER

We supply ballistic rubber products designed special for target rangers. The products thickness starts at 5 cm.




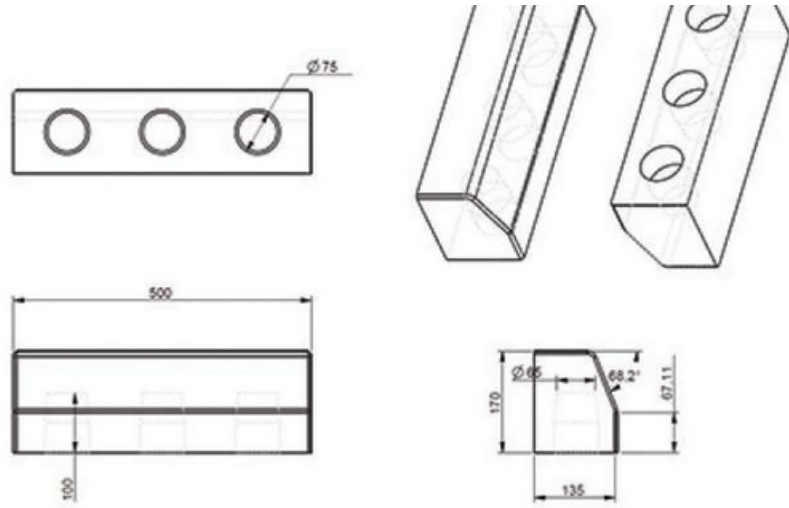


STYRENE BUTADIENE RUBBER



STYRENE BUTADIENE RUBBER

CURB RUBBER



Renk Seçenekleri-Color options



SBR BORDÜR - SBR CURB			
Ölçüler/Dimensions	1 mt'ül Ağırlık/Weight	Ambalaj/Packing (100x100 cm)	1 mt'ül Adet/Piece
50x17x13,5 cm	19,6	112 adet/pieces	2




STYRENE BUTADIENE RUBBER




ETHYLENE PROPYLENE DIENE MONOMER RUBBER

TILE RUBBER





40x40 cm EPDM			
Kalınlık/Height	1 m ² Ağırlık/Weight	Ambalaj/Packing (80x120 cm)	1 m ² Adet/Piece
25 mm	21,875	49,92	6,25
30 mm	25,31	45,12	6,25
40 mm	33,125	35	6,25

50x50 cm EPDM			
Kalınlık/Height	1 m ² Ağırlık/Weight	Ambalaj/Packing (100x100 cm)	1 m ² Adet/Piece
25 mm	22,4	50	4
30 mm	26,2	45	4
40 mm	36,4	35	4





ETHYLENE PROPYLENE DIENE MONOMER RUBBER



ETHYLENE PROPYLENE DIENE MONOMER RUBBER





ETHYLENE PROPYLENE DIENE MONOMER RUBBER



ETHYLENE PROPYLENE DIENE MONOMER RUBBER

PUZZLE RUBBER



40x40 cm EPDM			
Kalınlık/Height	1 m ² Ağırlık/Weight	Ambalaj/Packing (80x120 cm)	1 m ² Adet/Piece
25 mm	21,88	35	6,25
30 mm	25,31	30	6,25



ETHYLENE PROPYLENE DIENE MONOMER RUBBER



SBR CAST-IN-PLACE RUBBER

HEXAGONAL RUBBER




42,5x49 cm EPDM			
Kalınlık/Height	1 m ² Ağırlık/Weight	Ambalaj/Packing (80x120 cm)	1 m ² Adet/Piece
25 mm(18+7)	23,4	55	6,5
30 mm(23+7)	27,3	50	6,5



SBR CAST-IN-PLACE RUBBER

ROLL RUBBER



SBR CAST-IN-PLACE RUBBER

The material is handy and easy to use flooring preferred for jogging and cycling tracks, playgrounds, sports courts and offers an aesthetic view, anti shock properties and easy cleanliness.

SBR casting thicknesses: 13,15, 20,25,30 and 40 mm.





SBR CAST-IN-PLACE RUBBER



SBR CAST-IN-PLACE RUBBER





SBR CAST-IN-PLACE RUBBER



SBR CAST-IN-PLACE RUBBER






SBR CAST-IN-PLACE RUBBER



EPDM CAST-IN-PLACE RUBBER



EPDM Rubber: synthetic rubber with large heat intervals and resistance against shocks, wearing and UV. It is elastic and offers top properties. We are offering 18 different color options for EPDM products. Granules' diameters are 1-3,5 mm and percentage of EPDM is 30% .





EPDM CAST-IN-PLACE RUBBER



EPDM CAST-IN-PLACE RUBBER



EPDM CAST-IN-PLACE RUBBER





EPDM CAST-IN-PLACE RUBBER



3D RUBBER WORLD

These are the 3d applications on the playgrounds of the cartoons heroes preferred by the children. They are permanent toys with sizes enabling the children to climb and play on them, aiming to entertain and develop the imaginary world of the children.



3D RUBBER WORLD



3D RUBBER WORLD





3D RUBBER WORLD





MULCH

EPDM MULCH is optimally suitable for everyone who is looking for a durable, colour-resistant alternative to rubber mulch made from old tyres. EPDM MULCH is manufactured as a virgin product and is 100% dyed through. It means that its colour doesn't 'wear out' even after several years. EPDM MULCH doesn't give off disturbing odors and poses no risk to human health.





MULCH

- Protective effect on fall height according to thickness
- Suitable for closed areas, flame retarder and durable product.
- A magnificent image of nature in the ground.
- Unchanged color and product characteristics in all weather conditions.
- A new product for sensitive to the environment and human health.
- Hygienic flooring product that does not contain microbes and bacteria.



- Hygienic product
- Ground does not damaged in all weather conditions
- Friend of environment and human health
- 100% painted product that retains its richness for years



MULCH





MULCH



MULCH





MULCH



ACRYLIC COURTS AND FIELDS

It is an aesthetic and economic flooring designed specifically for sport courts and reinforced with water based acrylic resin and miscellaneous synthetics. It is an option highly preferred for tennis courts, every type of sport courts, jogging and cycling tracks due to its high retention properties, moisture tolerance, flexibility, wearing and UV resistance. The flexibilities of acrylic grounds come from cushion layer or roll rubber used in the lower layers.





ACRYLIC COURTS AND FIELDS



ACRYLIC COURTS AND FIELDS





ACRYLIC COURTS AND FIELDS



ACRYLIC JOGGING AND CYCLING TRACKS





ACRYLIC JOGGING AND CYCLING TRACKS



OUR APPLICATIONS



OUR APPLICATIONS



OUR APPLICATIONS




OUR APPLICATIONS



OUR APPLICATIONS



OUR APPLICATIONS



OUR APPLICATIONS







OUR APPLICATIONS



OUR APPLICATIONS




TATAMI MATS







TATAMI MATS





TATAMI MATS



ACRYLIC SPORT GROUND SYSTEMS

ACRYLIC GROUP

- 1) EPOXY UNDERCOAT
- 2) RESURFACER
- 3) CUSHION
- 4) ACRYLIC PAINTING
- 5) LINE PAINTING



LIFECHEM EPOXY UNDERCOAT EP 101



LIFECHEM RESURFACER AR 101



LIFECHEM CUSHION AC 102



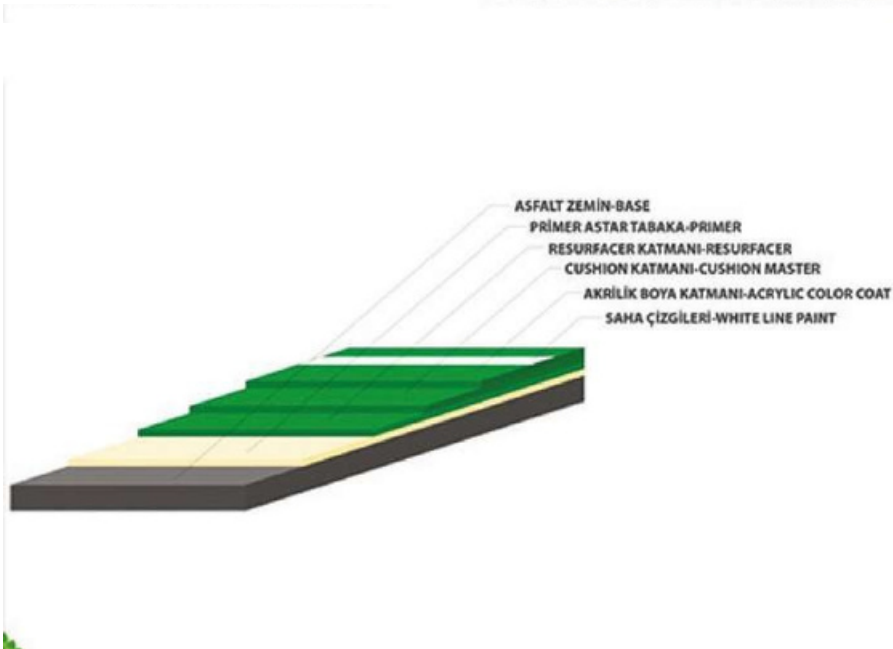
ACRYLIC SPORT GROUND SYSTEMS



LIFECHEM LINE PAINTING ALM 104



LIFECHEM ACRYLIC PAINTING ATC 103




POLYURETHANE GROUP

POLYURETHANE GROUP

- 1)ADHESIVE FOR RUBBER(Double component)
- 2)ADHESIVE FOR ARTIFICIAL TURF
- 3)ADHESIVE FOR PARQUET



C-100 POLYURETHANE ADHESIVE FOR RUBBER



C-101 POLYURETHANE ADHESIVE FOR ARTIFICIAL TURF



C-102 POLYURETHANE ADHESIVE FOR PARQUET



BINDER GROUP

BINDER GROUP

- 1) PU PRES BINDER
- 2) PU BINDER FOR WET POURING SYSTEM




PU PRES BİNDER



PU BINDER FOR WET POURING SYSTEM



OUR FACTORIES





OUR FACTORIES



OUR FACTORIES






OUR FACTORIES





OUR FACTORIES



OUR MOLDING ROOM



SPECIFICATIONS

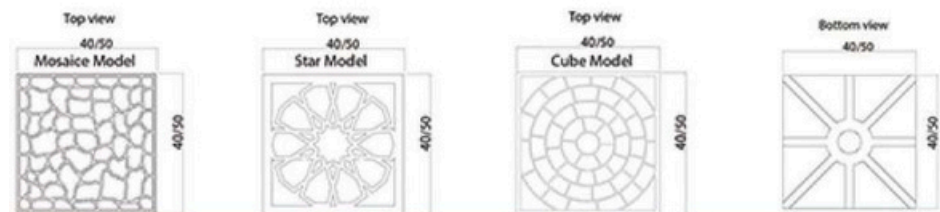
SBR TILE RUBBER TECHNICAL SPECIFICATIONS

Rubber ground application is completed by compressing the existing flooring min. 10 cm of steel mesh C 20-25 ready mixed concrete, with Helicopter screed will be made with polyurethane based adhesive. According to the results of the chemical analysis, 100% recycled rubber granules in calibrations of 1,00-3,00 mm passed through the sieve and cleaned. It is poured into each box of 40x40 cm or 50x50 cm, mixed with polyurethane based single component binder and color pigments resistant to UV rays by auto-matic mixers. There are on surface of the rubber, star, cube and mosaice design shape with 1,5 thickness. Rubber presses are manufactured by baking for a certain period by applying heat treatment (150-180 °C) and pressure (200 bar) according to their thickness. The polyurethane based one component binder should not be less than 6% in the production of molded rubbers. Ironoxide for red color and chromium oxide pigments for green color should be used in the production of rubber materials. Average 1 m² weight of modular rubber materials; mit should be as follows:

For 40x40 cm	For 50x50 cm
- For 20 mm 16,00-17,50 kg	-For 20 mm 18,00-19,00 kg
-For 25 mm 22,00-23,50 kg	-For 25 mm 22,00-23,00 kg
-For 30 mm 25,00-26,50 kg	-For 30 mm 26,00-27,00 kg
-For 40 mm 33,00-34,50 kg	-For 40 mm 36,00-37,00 kg

Because the material to be laid on the floor is water permeable, the bottom of the material should have channels 20 mm wide and 2 mm deep to provide drainage. The chamfers must be withdrawn so as to form a joint on the edge portions to allow the surface water on the surface of the rubber materials to pass through. Rubbers should be glued to the floor using at least 1000 grams of glue per m². Rubber materials must have the following quality reports from the laboratories accredited by the Turkish Accreditation Authority or taken from related departments of the universities;

1. TS EN 1177
2. TS EN ISO 527-4
3. TS 659 A
4. TS 11900 EN 1399
5. Phthalate Test,
6. OHSAS 18001: 2007 certification,
7. ISO 14001: 2004 certification,
8. ISO 9001: 2008 certification,
9. ISO 10002: 2014 certification,
10. UL94 International Non-Flammability Standard certificate.



SBR TILE FLEX RUBBER TECHNICAL SPECIFICATIONS

Rubber ground application is completed by compressing the existing flooring min. 10 cm of steel mesh C 20-25 ready mixed concrete, with Helicopter screed will be made with polyurethane based adhesive. According to the results of the chemical analysis, 100% recycled rubber granules in calibrations of 1,00-3,00 mm are passed through the sieve and cleaned. It is poured into each box of 40x40 cm or 50x50 cm, mixed with polyurethane based single component binder and color pigments resistant to UV rays by automatic mixers. Rubber presses are manufactured by baking for a certain period by applying heat treatment (150-180 °C) and pressure (200 bar) according to their thickness. The polyurethane based one component binder should not be less than 6% in the production of molded rubbers. Iron oxide for red color and chromium oxide pigments for green color should be used in the production of rubber materials. Average 1 square meter weight of modular rubber materials; it should be as follows:

For 40x40 cm	For 50x50 cm
-For 25 mm 19,00-20,00 kg	-For 40 mm 25,00-26,00 kg
-For 30 mm 22,00-23,00 kg	-For 50 mm 32,00-33,00 kg
-For 40 mm 31,00-32,00 kg	
-For 50 mm 38,00-39,00 kg	

The chamfers must be withdrawn so as to form a joint on the edge portions to allow the surface water on the surface of the rubber materials to pass through. Rubbers should be glued to the floor using at least 1000 grams of glue per m². Tile flex rubbers have a more flexible structure and are highly shock absorbent. Rubber materials must have the following quality reports from the laboratories accredited by the Turkish Accreditation Authority or taken from related departments of the universities;

1. TS EN 1177
2. TS EN ISO 527-4
3. TS 659 A
4. TS 11900 EN 1399
5. Phthalate Test,
6. OHSAS 18001: 2007 certification,
7. ISO 14001: 2004 certification,
8. ISO 9001: 2008 certification,
9. ISO 10002: 2014 certification,
10. UL94 International Non-Flammability Standard certificate.



SPECIFICATIONS

SBR PUZZLE RUBBER TECHNICAL SPECIFICATIONS

Rubber ground application is completed by compressing the existing flooring min. 10 cm of steel mesh C 20-25 ready mixed concrete, with Helicopter screed will be made with polyurethane based adhesive. According to the results of the chemical analysis, 100% recycled rubber granules in calibrations of 1,00-3,00 are passed through the sieve and cleaned. It is mixed with polyurethane based one component binder and color pigments resistant to UV rays in automatic mixers and poured into each box. Rubber presses are manufactured by baking for a certain period by applying heat treatment (150-180 ° C) and pressure (200 bar) according to their thickness. The polyurethane based one component binder should not be less than 6% in the production of molded rubbers. Iron oxide for red color and chromium oxide pigments for green color should be used in the production of rubber materials. Average 1 square meter weight of modular rubber materials; it should be as follows:

- For 25 mm 22,00-23,00 kg
- For 30 mm 26,00-27,00 kg
- For 40 mm 33,00-34,00 kg

On one of the opposite edges of each puzzle; 11 cm high and 11 cm wide circular recesses, on the other 11 cm wide and 11 cm long should be protrusions. Because the material to be laid on the floor is water-permeable, in order to provide drainage on the bottom of the material, 50 mm wide and 2 mm deep channels should be placed vertically and horizontally, on 4 corners with 10 mm diameter and 2 mm deep pit. The chamfers must be withdrawn so as to form a joint on the edge portions to allow the surface water on the surface of the rubber materials to pass through. Rubbers should be glued to the floor using at least 1000 grams of glue per m². Rubber materials must have the following quality reports from the laboratories accredited by the Turkish Accreditation Authority or taken from related departments of the universities;

1. TS EN 1177
2. TS EN ISO 527-4
3. TS 659 A
4. TS 11900 EN 1399
5. Phthalate Test,
6. OHSAS 18001: 2007 certification,
7. ISO 14001: 2004 certification,
8. ISO 9001: 2008 certification,
9. ISO 10002: 2014 certification,
10. UL94 International Non-Flammability Standard certificate.

SBR HEXAGONAL RUBBER TECHNICAL SPECIFICATIONS

Rubber ground application is completed by compressing the existing flooring min. 10 cm of steel mesh C 20-25 ready mixed concrete, with Helicopter screed will be made with polyurethane based adhesive. According to the results of the chemical analysis, 100% recycled rubber granules in calibrations of 1,00-3,00 mm are passed through the sieve and cleaned. It is poured into each box of 42,5x49 cm, mixed with polyurethane based single component binder and color pigments resistant to UV rays by automatic mixers. Rubber presses are manufactured by baking for a certain period by applying heat treatment (150-180 ° C) and pressure (200 bar) according to their thickness. The polyurethane based one component binder should not be less than 6% in the production of molded rubbers. Iron oxide for red color and chromium oxide pigments for green color should be used in the production of rubber materials. Average 1 square meter weight of modular rubber materials; it should be as follows:

- For 20 mm 18,00-19,00 kg
- For 25 mm 23,00-24,00 kg
- For 30 mm 27,00-28,00 kg
- For 40 mm 36,00-37,00 kg

Because the material to be laid on the floor is water permeable, the bottom of the material should have channels 20 mm wide and 2 mm deep to provide drainage. The chamfers must be withdrawn so as to form a joint on the edge portions to allow the surface water on the surface of the rubber materials to pass through. Rubbers should be glued to the floor using at least 1000 grams of glue per m². Rubber materials must have the following quality reports from the laboratories accredited by the Turkish Accreditation Authority or taken from related departments of the universities;

1. TS EN 1177
2. TS EN ISO 527-4
3. TS 659 A
4. TS 11900 EN 1399
5. Phthalate Test,
6. OHSAS 18001: 2007 certification,
7. ISO 14001: 2004 certification,
8. ISO 9001: 2008 certification,
9. ISO 10002: 2014 certification,
10. UL94 International Non-Flammability Standard certificate.

SPECIFICATIONS

SBR KEYSTONE RUBBER TECHNICAL SPECIFICATIONS

Rubber ground application is completed by compressing the existing flooring min. 10 cm of steel mesh C 20-25 ready mixed concrete, with Helicopter screed will be made with polyurethane based adhesive. According to the results of the chemical analysis, 100% recycled rubber granules in calibrations of 1,00-3,00 mm are passed through the sieve and cleaned. It is poured into each box of 20 x 25 cm, mixed with polyurethane based single component binder and color pigments resistant to UV rays by automatic mixers. Rubber presses are manufactured by baking for a certain period by applying heat treatment (150-180 ° C) and pressure (200 bar) according to their thickness. The polyurethane based one component binder should not be less than 6% in the production of molded rubbers. Iron oxide for red color and chromium oxide pigments for green color should be used in the production of rubber materials. Average 1 square meter weight of modular rubber materials; it should be as follows:

- For 20 mm 18,00-19,00 kg
- For 25 mm 26,00-27,00 kg
- For 30 mm 28,00-29,00 kg
- For 40 mm 38,00-39,00 kg

Because the material to be laid on the floor is water permeable, the bottom of the material should have channels 20 mm wide and 2 mm deep to provide drainage. The chamfers must be withdrawn so as to form a joint on the edge portions to allow the surface water on the surface of the rubber materials to pass through. Rubbers should be glued to the floor using at least 1000 grams of glue per m2 Rubber materials must have the following quality reports from the laboratories accredited by the Turkish Accreditation Authority or taken from related departments of the universities;

1. TS EN 1177
2. TS EN ISO 527-4
3. TS 659 A
4. TS 11900 EN 1399
5. Phthalate Test,
6. OHSAS 18001: 2007 certification,
7. ISO 14001: 2004 certification,
8. ISO 9001: 2008 certification,
9. ISO 10002: 2014 certification,
10. UL94 International Non-Flammability Standard certificate.

100x50cm SBR BLOCK RUBBER TECHNICAL SPECIFICATIONS

Rubber ground application is completed by compressing the existing flooring min. 10 cm of steel mesh C 20-25 ready mixed concrete, with Helicopter screed will be made with polyurethane based adhesive. According to the results of the chemical analysis, 100% recycled rubber granules in calibrations of 1,00-3,00 mm are passed through the sieve and cleaned. It is poured into each box of 100 x 50 cm, mixed with polyurethane based single component binder and color pigments resistant to UV rays by automatic mixers. Rubber presses are manufactured by baking for a certain period by applying heat treatment (150-180 ° C) and pressure (200 bar) according to their thickness. The polyurethane based one component binder should not be less than 6% in the production of molded rubbers. Iron oxide for red color and chromium oxide pigments for green color should be used in the production of rubber materials. Average 1 square meter weight of modular rubber materials; it should be as follows:

- For 20 mm 18,00-19,00
- For 25 mm 21,50-22,50 kg
- For 30 mm 26,00-27,00 kg
- For 40 mm 36,00-37,00 kg

The edges of the block rubber model have recesses and protrusions with a depth of 3,1 cm and a length of 15,5 cm. Because the material to be laid on the floor is water permeable, the bottom of the material should have channels 20mm wide and 2mm deep to provide drainage. The chamfers must be withdrawn so as to form a joint on the edge portions to allow the surface water on the surface of the rubber materials to pass through. Rubbers should be glued to the floor using at least 1000 grams of glue per m2. Rubber materials must have the following quality reports from the laboratories accredited by the Turkish Accreditation Authority or taken from related departments of the universities;

1. TS EN 1177
2. TS EN ISO 527-4
3. TS 659 A
4. TS 11900 EN 1399
5. Phthalate Test,
6. OHSAS 18001: 2007 certification,
7. ISO 14001: 2004 certification,
8. ISO 9001: 2008 certification,
9. ISO 10002: 2014 certification,
10. UL94 International Non-Flammability Standard certificate.



SPECIFICATIONS

EPDM TILE RUBBER TECHNICAL SPECIFICATIONS

It consists of original EPDM (Ethylene Propylene Diene Monomer) granules with a diameter of 0,5-1,5 mm on the SBR layer obtained from recycling at 1-3.5 mm diameters. Production takes place in 2 stages. For EPDM which is the first layer; EPDM granules mixed with 6% one component binder (must be binder-neutral in multicolor EPDM) spread to the coarse 5,5-6 kg for 5 mm thickness and 7,5-8 kg for 7 mm thickness. For SBR as a second layer; according to chemical analysis results, after 100% recycled rubber 1,00 - 3,00 mm caliber are sieved and cleaned, 6% polyurethane based one component binder is mixed in automatic mixers to be 16 kg for 20 mm, 19 kg for 25 mm, 27 kg for 35 mm and laid into pres machine. After being pressed for a certain time under high temperature (150-180 °C) and pressure (200 bar), the material is taken from pres and cooled and packed on the cooling racks.

The polyurethane-based one component binder should not be less than 6% in the production of molded rubbers. Average 1 m2 weight of modular rubber materials should be;

For 40x40 cm

- For 25 mm 22,00-23,00 kg
- For 30 mm 25,00-26,00 kg
- For 40 mm 33,00-34,00 kg

For 50x50 cm

- For 25 mm 22,00-23,00 kg
- For 30 mm 26,00-27,00 kg
- For 40 mm 36,00-37,00 kg

Because the material to be laid on the floor is water permeable, the bottom of the material should have channels 20 mm wide and 2 mm deep to provide drainage. The chamfers must be withdrawn so as to form a joint on the edge portions to allow the surface water on the surface of the rubber materials to pass through. Rubbers should be glued to the floor using at least 1000 grams of glue per m2. Rubber materials must have the following quality reports from the laboratories accredited by the Turkish Accreditation Authority or taken from related departments of the universities;

1. TS EN 1177
2. OHSAS 18001: 2007 certification,
3. ISO 14001: 2004 certification,
4. ISO 9001: 2008 certification,
5. ISO 10002: 2014 certification

EPDM PUZZLE RUBBER TECHNICAL SPECIFICATIONS

It consists of original EPDM (Ethylene Propylene Diene Monomer) granules with a diameter of 0,5-1,5 mm on the SBR layer obtained from recycling at 1-3.5 mm diameters. Production takes place in 2 stages. For EPDM which is the first layer; EPDM granules mixed with 6% one component binder (must be binder-neutral in multicolor EPDM) spread to the coarse 5,5-6 kg for 5 mm thickness and 7,5-8 kg for 7 mm thickness. For SBR as a second layer; according to chemical analysis results, after 100% recycled rubber 1,00 - 3,00 mm caliber are sieved and cleaned, 6% polyurethane based one component binder is mixed in automatic mixers to be 16 kg for 20 mm, 19 kg for 25 mm, 27 kg for 35 mm and laid into pres machine. After being pressed for a certain time under high temperature (150-180 °C) and pressure (200 bar), the material is taken from pres and cooled and packed on the cooling racks. The polyurethane-based one component binder should not be less than 6% in the production of molded rubbers. Average 1 m2 weight of modular rubber materials should be;

- For 25 mm 21,00-22,00 kg

-For 30 mm 25,00-26,00 kg

On one of the opposite edges of each puzzle; 11 cm high and 11 cm wide circular recesses, on the other 11 cm wide and 11 cm long should be protrusions. Because the material to be laid on the floor is water permeable, in order to provide drainage at the bottom of the material, the channels that will provide water passage at 50 mm width and 2 mm depth should have both vertical and horizontal pits at 4 corners 10 mm in diameter and 2 mm in depth. The chamfers must be withdrawn so as to form a joint on the edge portions to allow the surface water on the surface of the rubber materials to pass through. Rubbers should be glued to the floor using at least 1000 grams of glue per m2. Rubber materials must have the following quality reports from the laboratories accredited by the Turkish Accreditation Authority or taken from related departments of the universities;

1. OHSAS 18001: 2007 certification,
2. ISO 14001: 2004 certification,
3. ISO 9001: 2008 certification,
4. ISO 10002: 2014 certification.

SPECIFICATIONS

EPDM HEXAGONAL RUBBER TECHNICAL SPECIFICATIONS

It consists of original EPDM (Ethylene Propylene Diene Monomer) granules with a diameter of 0,5-1,5 mm on the SBR layer obtained from recycling at 1-3.5 mm diameters. Production takes place in 2 stages. For EPDM which is the first layer; EPDM granules mixed with 6% one component binder (must be binder-neutral in multicolor EPDM) spread to the coarse 5,5-6 kg for 5 mm thickness and 7,5-8 kg for 7 mm thickness. For SBR as a second layer; according to chemical analysis results, after 100% recycled rubber granules 1,00 - 3,00 mm caliber are sieved and cleaned, 6% polyurethane based one component binder is mixed in automatic mixers to be 16 kg for 20 mm, 19 kg for 25 mm, 27 kg for 35 mm and laid into pres machine. After being pressed for a certain time under high temperature (150-180 ° C) and pressure (200 bar), the material is taken from pres and cooled and packed on the cooling racks. The polyurethane-based one component binder should not be less than 6% in the production of molded rubbers. Average 1m2 weight of modular rubber materials should be;

- For 25 mm 23,00-24,00 kg
- For 30 mm 27,00-28,00 kg

Because the material to be laid on the floor is water permeable, in order to provide drainage at the bottom of the material, 20 mm wide and 2 mm deep channels should be available.

The chamfers must be withdrawn so as to form a joint on the edge portions to allow the surface water on the surface of the rubber materials to pass through. Rubbers should be glued to the floor using at least 1000 grams of glue per m2.

Rubber materials must have the following quality reports from the laboratories accredited by the Turkish Accreditation Authority or taken from related departments of the universities;

1. TS EN 1177
2. OHSAS 18001: 2007 certification,
3. ISO 14001: 2004 certification,
4. ISO 9001: 2008 certification,
5. ISO 10002: 2014 certification

COLORED SBR BULK RUBBER TECHNICAL SPECIFICATIONS

Rubber ground application is completed by compressing the existing flooring minimum 10 cm of steel mesh C 20-25 ready mixed concrete of Helicopter screed will be made with polyurethane based adhesive. It is the application system which is made on the concrete or asphalt ground with the slopes correctly, by the finishing machine or with the help of hand, trowel and gauge. The ground to be applied must be free from all kinds of dust, dirt and moisture. Before application, apply 100-150 gr of primary primer layer (one component binder, prepared by diluting with cellulosic thinner) to m².

Preparation of SBR and Paint Layer

SBR granules in diameters 1-3 mm or 2-4 mm are mixed with 18% single component binder and 4% red or green powder pigment paint in the mixer for about 10 minutes. The obtained mixture can be applied by finisher machine or by hand with 8 kg / m² for 13 mm thickness, 9 kg / m² for 15 mm thickness, 12 kg / m² for 20 mm thickness, 15 kg / m² for 25 mm thickness, 30 mm thickness 18 kg / m² for 40 mm thickness, and 24 kg / m² for 40 mm thickness. The cure time is approximately 24 hours. During this time, the application area should never be entered.



SPECIFICATIONS

EPDM BULK RUBBER TECHNICAL SPECIFICATIONS

Rubber ground application is completed by compressing the existing flooring minimum 10 cm of steel mesh C 20-25 ready mixed concrete of Helicopter screed will be made with polyurethane based adhesive. It is the application system which is made by using hand trowel and gauge on the concrete or asphalt ground with its slopes correctly. The ground to be applied must be free from all kinds of dust, dirt and moisture. Before application, apply 100-150 gr of primary primer layer (one component binder, prepared by diluting with cellulosic thinner) to m².

1) Preparation of SBR Layer SBR granules 1-3 or 2-4 mm in diameter are mixed in a mixer with 18% single component binder for about 10 minutes. The resultant mixture is applied manually to the area to be applied according to the desired thickness. The cure time is approximately 24 hours.

2) Preparation of EPDM Layer EPDM granules in diameters 1-3.5 mm are mixed in a 20% one-component binder in an automatic mixer for about 10 minutes. The resultant mixture is applied manually over the applied SBR layer at the desired thickness. The cure time is approximately 24 hours.


Application for EPDM Bulk Rubber shall be in many thicknesses such as;

-8+5 mm	-15+7 mm	-26+7 mm	-35+15 mm
-8+7 mm	-18+7 mm	-30+5 mm	-40+10 mm
-10+5 mm	-20+5 mm	-30+7 mm	-45+15 mm
-10+10 mm	-20+10 mm	-30+10 mm	-50+10 mm
-13+5 mm	-20+15 mm	-33+5 mm	-55+15 mm
-15+5 mm	-25+5 mm	-33+7 mm	-60+10 mm
-13+7 mm	-23+7 mm	-35+5 mm	

COLORS REQUIRING ALIPHATIC GLUE



Navy Blue 109 Light Blue 85 Teal 100 Purple 92




Beige 93 Eggshell 94 White 95 Cream 98



Bright Red 96 Bright Orange 104 Grey 82

COLORS NOT REQUIRING ALIPHATIC GLUE



Red 80 Apple Green 91 Forest Green 90 Tea Green 108



Yellow 83 Earth Yellow 88 Brown 89

COLOR PROTECTIVE ADHESIVE USE
One component UV resistant adhesive

BULK EPDM MULCH TECHNICAL SPECIFICATIONS

The application is compacted with a compactor, number 1 gravel floor or min. 10 cm steel masonry C 20-25 Ready-mixed concrete, min. 3 cm. Helicopter screed. The area must be bordered by the kerb.

Preparation of SBR layer SBR granules in diameter 1-3 or 2-4 mm are mixed in a mixer with 18% one-component binder for about 10 minutes. The obtained mixture is applied to the area to be applied by hand (10 kg / m² in gravel bed, 8 kg / m² in concrete floor) so that a thickness of 10 mm can be obtained manually. The cure time is approximately 24 hours.

Preparation of Mulch layer Coloured EPDM Mulch granules in diameter 2-30, mm blended with a one component binder, the thickness will be 7 kg / m² for 10 mm, 10 kg / m² for 15 mm, 14 kg / m² for 20 mm, 21 kg / m² for 30 mm.

Material will be applied to the area with the help of trowel, never finisher machine will be used. Care should be taken to ensure that EPDM mulch granules are fully adhered to each other by means of a binder during application.

The EPDM mulch granules used should have UV resistance. The Contractor shall give a 2 YEAR guarantee against manufacturing and application errors which may occur in the ground.

3-D RUBBER FIGURE TECHNICAL SPECIFICATIONS

- ☒ The inner layer of the product is made of technological anti-carcinogenic fibers providing high-rate of elasticity. With shock layer, it has featured with a shock absorbing elasticity.
- ☒ In the outer layer of the product, one component polyurethane binder of 20% and aliphatic one component polyurethane binder should be used in areas using light colored EPDM.
- ☒ The material used is 0,5-1,5 mm and 1-3,5 mm caliber, and it is applied in 1 cm and over thickness in various colors.
- ☒ The used EPDM material should be resistant to all weather conditions and shock absorbing.
- ☒ The shock layer in the inner layer must be flexible in the outer layer of EPDM.
- ☒ There should be no sharp and pointed curves of materials in terms of child health and safety.
- ☒ It can be applied in various colors and models.

SPECIFICATIONS

TECHNICAL SPECIFICATION FOR ACRYLIC BASED GROUND PAINT

Concrete or asphalt surface to be applied with acrylic paint can be removed from all kinds of dust, dirt, water and so on. If the ground to be applied is concrete, epoxy primer (150-250 g/m²) is applied on the ground. The drying time of the epoxy primer is 24 hours. Acrylic Resurfacer: Acrylic Resurfacer is a one-component acrylic material applied to concrete floors, applied with 100% acrylic latex binder, silica sand. Care should be taken to ensure that the floor is completely dry before applying Acrylic Resurfacer. The Acrylic Resurfacer should have a maximum dilution ratio of 3: 2, but the consumption may vary depending on the roughness of the surface. The cleaned concrete layer is applied as acrylic filler (Resurfacer) 1 layer (500-600 g / m²) (Resurfacer layer number can be increased according to the ground condition). The resurfacer layer has a drying time of 4-12 hours (variable depending on weather conditions).

PHYSICAL CHARACTERISTICS

Curing conditions: 70% relative humidity at 20 ° C
Cure Time: 6-12 hours

* Low temperature or high humidity increase drying time.

MIXTURE RATES

Acrylic Resurfacer :60 kg
Silica sand (50-55 Mesh) :60 kg
Water :15 kg

Unirubber Cushion: Cushion is a non-pigmented sports ground infrastructure material containing special granulometric rubber and 100% high performance latex binder. Apply 1 to 4 times on Acrylic Resurfacer. Thus, the special granulometric rubber particles form a compacted homogeneous thickness of 1-4 mm in thickness.

PHYSICAL CHARACTERISTICS

Curing conditions: 70% relative humidity at 20°C
Waiting time between layers: Approx. 2 hours
Estimated cure time: Minimum 24 hours

* Low temperature or high humidity increase drying time

MIXTURE RATES

Cushion :50 kg.
Water :10 kg.

* More water can be added in very hot application conditions.

Acrylic Precoat: The color floors are special granulometric quartz-filled, 100% acrylic latex-binding, high quality coatings that can also be produced with special colours upon your request. Before the application former loose particles such as paint, dirt, dust, etc., oil and grease wastes should be removed from the surface and care must be taken to ensure that the floor is completely dry. Apply 2 layers of acrylic paint (1000 g / m²) on the resurfacer layer in the desired color. Drying time for each layer is 4-12 hours (variable according to weather conditions). The maximum dilution ratio of the color floors should be 4: 1, but the consumption may vary depending on the roughness of the surface.

PHYSICAL CHARACTERISTICS

Color: Tile red, Dark Green, Light Green, Navy Blue, Blue

Curing conditions: 70% relative humidity at 20°C.

* Waiting Time Between Layers: Approx. 4 hours. Estimated Cure Time: Minimum 24 hours.

* Low temperature or high humidity increases drying time.

MIXTURE RATES Colours :75 kg Water :15 kg In Acrylic Resurfacer application, each layer should be made with Rubber Squeegee in the same direction as the floor. The Acrylic Resurfacer should never be applied in rainy weather (when it is raining) and the surface temperature for application should be minimum 14°C maximum 50°C. Never apply above 50°C. Finally, the floor lines and orientation signs are drawn in accordance with the project, sample picture and details.

Acrylic Paint Technical Specifications

Corrosion ASTM-D 4060-1=0,23 g/1000 cycle;

STRETCH ASTM-D 522-93A= 0,98";

Drying Time Between Floors TS4317= 3 hours;

Temperature limits TS 6293= -20/+125oC;

Resistance to water, salty water, liquid soap, mineral oil and petrol shall be in accordance with TS39 / T TS 11590 = CONFORMANT.

Game lines are drawn on the acrylic paint in accordance with the project and the field usage is made ready. Acrylic material used should have ITF (International Tennis Federation) Certificate.

Kaplamada Kullanılacak Tabaka Adı	Alan	Miktar
Epoksi Astar	1 m ²	0,150 – 0,200 kg
Akrilik resurfacer (Acrylic resurfacer)	1 m ²	0,500-0,600 kg
Cushion	1 m ²	0,5 kg/1kat
Akrilik boya (2 kat)	1 m ²	1,000–1,200 kg



**PARK WORLD DOO
KUĆE RAKIĆA BR7
TUŽI / MONTENEGRO**

**WWW.PARKWORLD.MNE.COM
INFO@PARKWORLD.MNE.COM**

**OFFICE TEL : +382 20 653 233
M : +382 69 226 334
M : +382 69 226 339
M : +382 69 226 337**