

SLIDE



PROFESSIONAL OUTDOOR FITNESS EQUIPMENTS



2024



You can end a price war and get more margin !

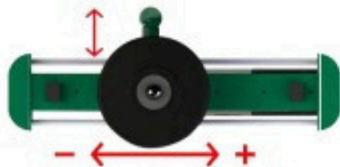
Materials and Technical Specifications

- This equipment is mainly made of high grade carbon steel.
- The main tube is 150*100 mm and thickness is 3.00mm.
- The equipment is coated with special zinc layer firstly and external color powder to make it weather resistance.
- The load disks are with plastic composite coating.
- The slide is made of stainless steel and aluminium.
- The seat is made of steel.
- The handles are made of durable polymer.
- Base cover is strong and anti-theft due to ABS material.
- All the screws are with anti-theft stainless or ABS cover.
- Maintenance free bearings are manufactured by reputed company duly oil sealed and self lubricated.
- The shaft is made of 45# steel, $\phi 30$.
- Fully UV resistant.
- You can choose the loading weight disks: 10kg ,5kg and 2.5kg.



Why is this a good chance?

- √ Why is this a good chance?
- √ Patent design and fewer competitors.
- √ Control a tender with the special items.
- √ There is the chance to be the exclusive distributor.



Patent design for adjusting the Loading weight

Shading, solar pannel and light are optional.



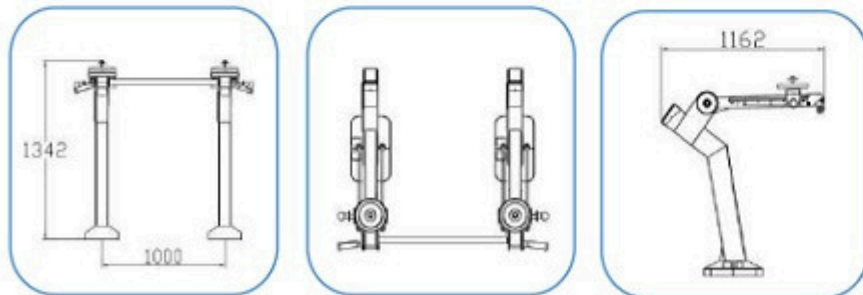
Double Side



Single Side



PF Squat-TXJLL001

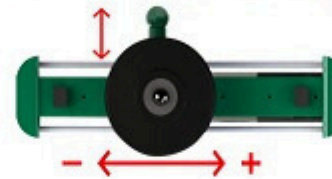


Squat

1. Functions:

Work out the muscles of abdomen and legs by squat and lift.

2. Load change layout; patented design.



3. Technical Data

Name: Squat

Code: PF Squat-TXJLL001

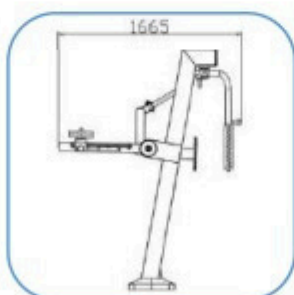
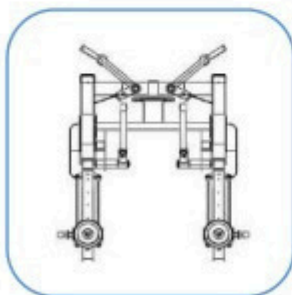
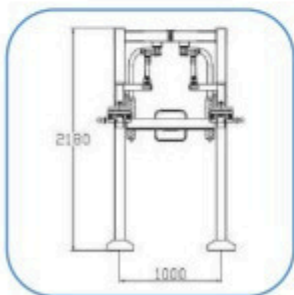

Size (mm): 1000X1162X1342

Net Weight: 130kgs

4. Use Instructions

- 1) Adjust the weight on both sides based on your own need.
- 2) Stand with your back to the equipment, feet shoulder width apart. Grip the handles and squat under the bar, placing it on the trapezius muscle.
- 3) Slightly bend back and move the pelvis forward, straighten your legs.
- 4) Slowly bend your knees and squat down. Return to original position.
- 5) Perform the exercises in 4 sets of 10 repetitions.

PF Pec Fly-TXJLL002

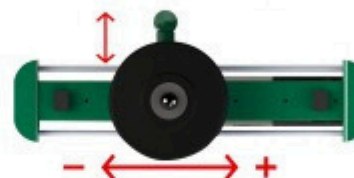


Pec fly

1. Functions:

Work out the pectoralis and biceps.

2. Load change layout; patented design.



3. Technical Data

Name: Pec fly

Code: PF Pec Fly-TXJ-LL002

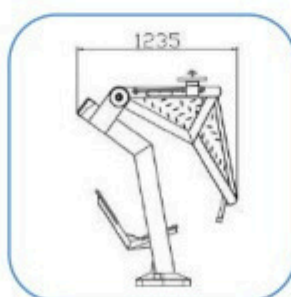
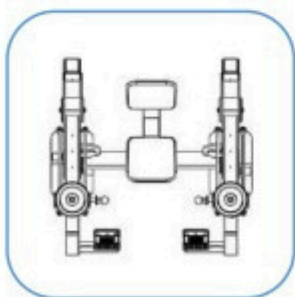
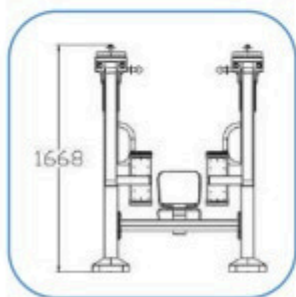
Size (mm):1000X1665X2180

Net Weight: 230kgs

4. Use Instructions

- 1) Adjust the weight on both sides based on your own need.
- 2) Stand with your back against the support board, feet shoulder width apart.
- 3) Grip the handles and keep your arms against the outside the rubber bars. Slightly move your arms toward the middle as much as possible.
- 4) Slowly bend your knees and squat down. Return to original position.
- 5) Perform the exercises in 4 sets of 10 repetitions.

PF Leg Extension-TXJLL003

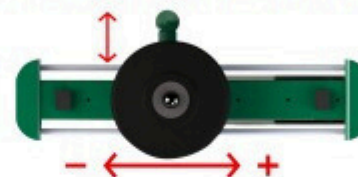


Leg extension

1. Functions:

Mainly work out the muscles of legs.

2. Load change layout; patented design.



3. Technical Data

Name: Leg extension

Code: PF Leg Extension-TXJLL003

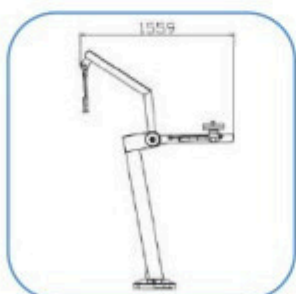
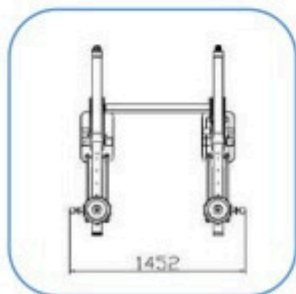
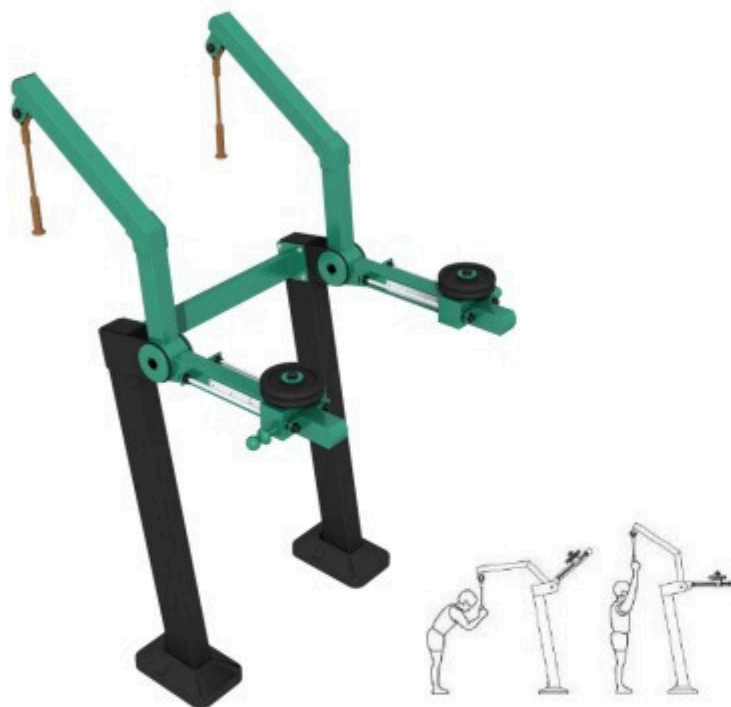
Size (mm): 1000X1235X1668

Net Weight: 150kgs

4. Use Instructions

- 1) Adjust the weight on both sides based on your own need.
- 2) Sit steadily on the seat and put your feet on the footrest.
- 3) Grip the handles; slowly straighten your legs as much as possible.
- 4) Smoothly return your legs to the starting position.
- 5) Perform the exercises in 4 sets of 10 repetitions.

PF Pull Down-TXJLL004

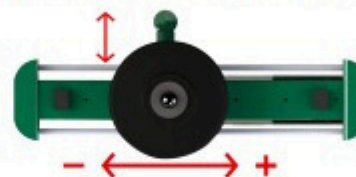


Pull down

1. Functions:

Mainly exercise abdomen and biceps.

2. Load change layout; patented design.



3. Technical Data

Name: Pull down

Code: PF Pull Down-TXJLL004

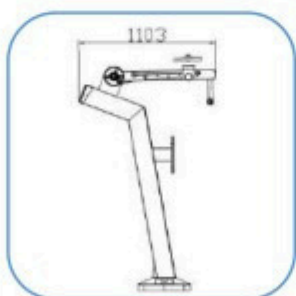
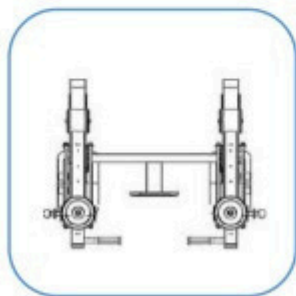
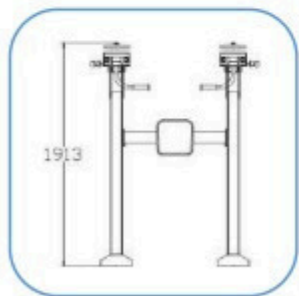
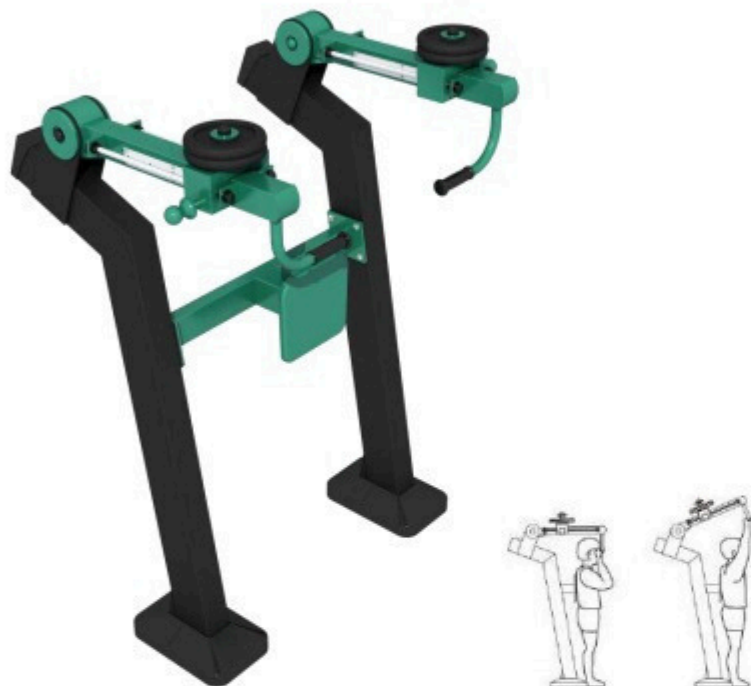
Size (mm): 1000X1559X2445

Net Weight: 160kgs

4. Use Instructions

- 1) Adjust the weight on both sides based on your own need.
- 2) Stand with your front to the equipment, feet shoulder width apart.
- 3) Grip the handles and bend your waist slowly as much as possible.
- 4) Smoothly straighten your body and return to the starting position.
- 5) Perform the exercises in 4 sets of 10 repetitions.

PF Push UP-TXJLL005

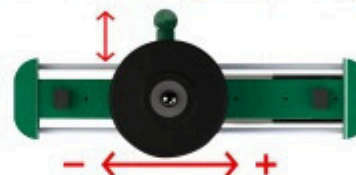


Push up

1. Functions:

Mainly exercise pectoralis and biceps.

2. Load change layout; patented design.



3. Technical Data

Name: Push up

Code: PF Push Up-TXJLL005

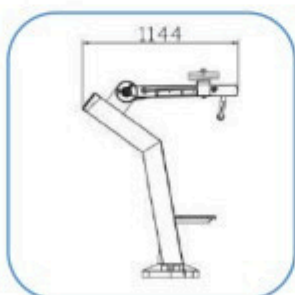
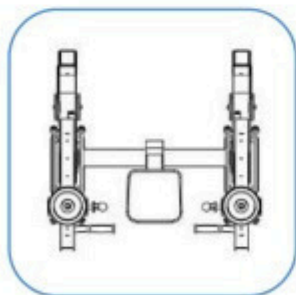
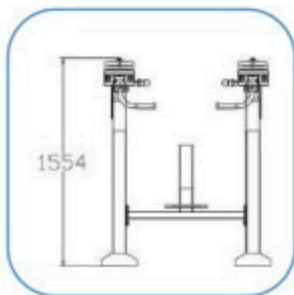

Size (mm): 1000X1103X1913

Net Weight: 165kgs

4. Use Instructions

- 1) Adjust the weight on both sides based on your own need.
- 2) Stand with your back against the support board, feet shoulder width apart.
- 3) Grip the handles and push up and forward with straightening your arms.
- 4) Smoothly return your arms to the starting position.
- 5) Perform the exercises in 4 sets of 10 repetitions.

PF Chest Press-TXJLL006

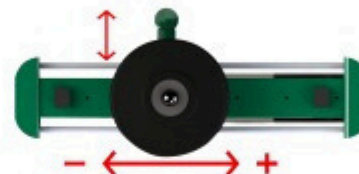


Chest press

1. Functions:

Mainly work out the pectoralis and biceps.

2. Load change layout; patented design.



3. Technical Data

Name: Chest press

Code: PF Chest Press-TXJLL006

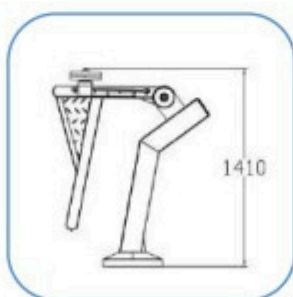
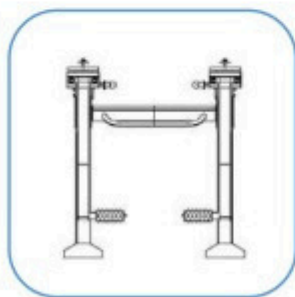
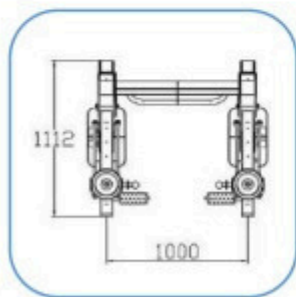
Size (mm): 1000X1144X1554

Net Weight: 170kgs

4. Use Instructions

- 1) Adjust the weight on both sides based on your own need.
- 2) Sit steadily on the seat.
- 3) Grip the handles and push forward with straightening your arms as much as possible.
- 4) Smoothly return your arms to the starting position.
- 5) Perform the exercises in 4 sets of 10 repetitions.

PF Calf-Rear Kick-TXJLL007

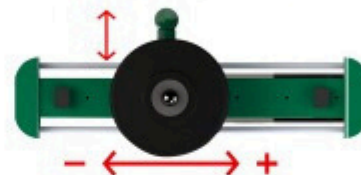


Calf-Rear Kick

1. Functions:

Work out the muscles of legs by raising leg backward.

2. Load change layout; patented design.



3. Technical Data

Name: PF Calf-Rear Kick

Code: PF Calf-Rear Kick-TXJLL007

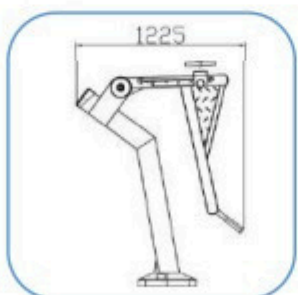
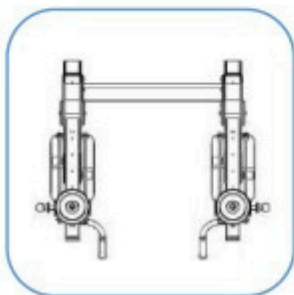
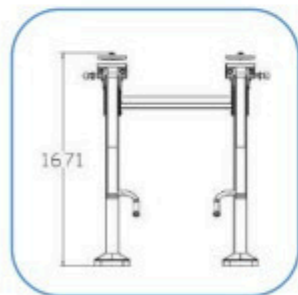
Size (mm): 1000X1112X1410

Net Weight: 155kgs

4. Use Instructions

- 1) Adjust the weight on both sides based on your own need.
- 2) Stand with your front to the equipment, feet shoulder width apart. Grip the rail and put your calf against the lower roller.
- 3) Smoothly push your leg back or bend your knees as much as possible.
- 4) Slowly return your leg to the starting position.
- 5) Alternate your legs. Perform the exercises in 4 sets of 10 repetition.

PF Pull Up-TXJLL008




Pull up

1. Functions:

Mainly exercise pectoralis and biceps.

2. Load change layout; patented design.



3. Technical Data

Name: Pull up

Code: PF Pull Up-TXJLL008

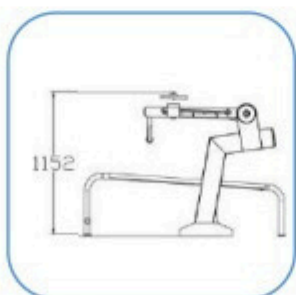
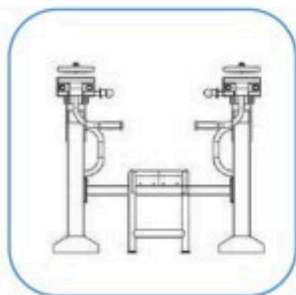
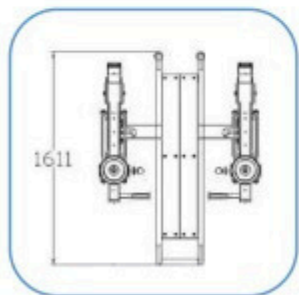
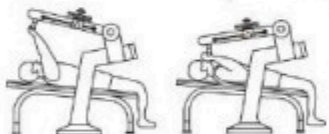
Size (mm): 1000X1225X1671

Net Weight: 150kgs

4. Use Instructions

- 1) Adjust the weight on both sides based on your own need.
- 2) Stand with your front to the equipment, feet shoulder width apart.
- 3) Grip the handles, slowly lift up as much as possible.
- 4) Smoothly return your arms to the starting position.
- 5) Perform the exercises in 4 sets of 10 repetitions.

PF Bench Lift-TXJLL009




Bench lift

1. Functions:

Mainly exercise pectoralis and biceps.

2. Load change layout; patented design.



3. Technical Data

Name: Bench lift

Code: PF Bench Lift-TXJLL009


Size (mm): 1000X1611X1152

Net Weight: 160kgs

4. Use Instructions

- 1) Adjust the weight on both sides based on your own need.
- 2) Lay steadily on the bench.
- 3) Grip the handles and push up forward with straightening your arms as much as possible.
- 4) Smoothly return your arms to the starting position.
- 5) Perform the exercises in 4 sets of 10 repetitions.

Rubber Floor

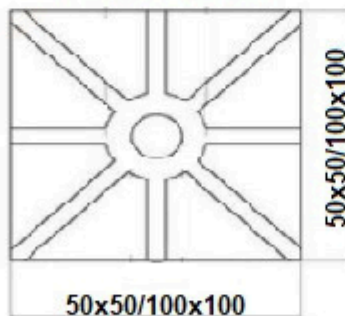


Top view

50x50/100x100



Bottom view



Rubber Floor

Technical Data

MODULAR RUBBER SBR (Styrene Butadiene Rubber) Synthetic rubber with wide application area manufactured from recycled products/raw materials. We are also offering 3 different color options for SBR products. The product comes with options of thickness between 1,5 cm to 5 cm and shapes of tile, hexagon, puzzle and keystone.

Thickness

1,5cm

2cm

3cm

4cm

5cm

Color Options





PROFESSIONAL OUTDOOR FITNESS EQUIPMENTS



OFFICE TEL : +382 20 653 233

M : +382 69 226 334

M : +382 69 226 339

M : +382 69 226 337

WWW.PARKWORLDMNE.COM

INFO@PARKWORLDMNE.COM

**KUCE RAKICA BR7
TUZI / MONTENEGRO**